

# Rules for Parents



## Keep Current

**with technology.** You don't have to be an expert, but a little understanding goes a long way towards keeping your child safe online. Get basic technical training and learn about new products as they're released.



## Keep Communicating

with your children about everything they experience on the Internet. Know their lingo, and ask when you don't understand something. Work to keep communication lines open.



## Keep Checking


**your children's Internet activity.** Know where they go online. Let them know that you'll keep checking because you love them, and you want them to understand that the Internet is a public forum and never truly private.



## Internet Security Shopping List:


	Antivirus software
	Spyware protection
	Firewall
	Phishing protection


In partnership with:



and   
National Cyber Security Alliance

Additional content from  
*Own Your Space*, Linda McCarthy,  
[www.amazon.com](http://www.amazon.com)



Norton by  




Save Lives!  
Registered Charity No: 1103344

Reproduced with kind permission of Symantec Corporation.  
Copyright © 2007 Symantec Corporation.  
All rights reserved. Symantec, the Symantec logo, and Norton are trademarks or registered trademarks of Symantec Corporation or its affiliates in the U.S. and other countries.  
Internet Keep Safe Coalition security tips reprinted with permission.  
Other names may be trademarks of their respective owners.



Children's  
**Safety  
Education  
Foundation**

Save Lives!  
Registered Charity No: 1103344

## Tips for using the Internet safely



We protect more people from more  
online threats than anyone in the world

# Rules for Kids



## Keep Safe

Keep safe your personal information—all of it! Never give your real name, address, phone number, the name of your school, or a picture of yourself to anyone online.



## Keep Away

Keep away from Internet strangers—no matter what they tell you, because you have no way of knowing who they really are. Don't talk with them online, and never meet them face-to-face.



## Keep Telling

Keep telling your parents or a trusted adult about everything you see on the Internet. Always tell them when something makes you uncomfortable.



## Top 10 tips for keeping kids safe online

- 1 Keep the computer in a common room** in the house and position the monitor so it's available for public viewing.
- 2 Establish rules** for using the Internet and teach your children important safety guidelines.
- 3 Understand social networking.** Teach your kids that people online are not always who they say they are. Popular social networking sites are a favorite hunting ground for predators. Teach your children how to use the privacy settings and to keep identifying information off their blogs.
- 4 Tell your children to keep their personal information protected.** Children should never give their real name, address, phone number, the name of their school or a picture of themselves to anyone they meet online. NEVER let your children meet in person with anyone they've met on the Internet.
- 5 Protect your children's passwords** and create generic names. Make sure your kids don't have screen names or aliases that reveal their personal information, including their full name, age, gender, etc.
- 6 Frequently check your computer's Internet history** and monitor your children's email account. Let them know you're checking these, why you're doing it, and talk about potential online danger.
- 7 Spend time with your children online.** Have them show you their favorite sites.
- 8 Teach your children cyber ethics.** For example, hacking into someone's computer is just as wrong as breaking into someone else's home. You set rules, boundaries, and codes of acceptable behavior in the real world; do the same for the virtual world.
- 9 Be computer savvy.** Use antivirus, antispyware, and a firewall, and keep them current, but don't rely on them as your only line of defense. For an easy, step-by-step tech tutorial for parents, go to [www.ikeepssafe.org/iksc\\_partners/symantec](http://www.ikeepssafe.org/iksc_partners/symantec).
- 10 Teach your children to tell a parent, teacher or trusted adult** if they feel uncomfortable about anything they've seen on a computer.

For more tips from the National Cyber Security Alliance, go online to [www.staysafeonline.org](http://www.staysafeonline.org).

